

Event 65 (W COLLEGE 4+)

Women's Collegiate Fours






















Race: 65

13:59 - 10/19/2025 (Scheduled)

13:59 - 10/19/2025 (Actual)

Official

Final 1

Place	Bow	Blade	Organization	Riverside	Weld	CBC	Finish	Percent	Margin	Raw	Penalty
1st	1		Carleton 'A' Elekes, M.	4:12.022(1)	10:01.142(1) 5:49.120	15:14.825(1) 5:13.683	18:42.633 3:27.808			18:42.633	
2nd	6		William Smith 'A' Bartholomay, M.	4:13.832(2)	10:05.332(2) 5:51.500	15:27.823(2) 5:22.491	19:03.667 3:35.844	1.87%	0:21.034	19:03.667	
3rd	11		Northwestern 'A' Spena, G.	4:26.035(3)	10:24.065(3) 5:58.030	15:42.207(3) 5:18.142	19:13.857 3:31.650	2.78%	0:31.224	19:13.857	
4th	3		FIT 'A' Romberger, B.	4:25.893(4)	10:25.777(4) 5:59.884	15:48.908(4) 5:23.131	19:22.696 3:33.788	3.57%	0:40.063	19:22.696	
5th	2		Lafayette 'A' Duffy, B.	4:27.046(5)	10:30.115(5) 6:03.069	15:57.267(5) 5:27.152	19:31.066 3:33.799	4.31%	0:48.433	19:31.066	
6th	20		Williams College 'A' Ripsteen, C.	4:21.007(6)	10:30.242(6) 6:09.235	16:02.462(6) 5:32.220	19:33.674 3:31.212	4.55%	0:51.041	19:33.674	
7th	8		Amherst 'A' Rawlinson, E.	4:20.937(7)	10:25.564(7) 6:04.627	15:56.607(7) 5:31.043	19:35.737 3:39.130	4.73%	0:53.104	19:35.737	
8th	9		Jefferson 'A' Gray, J.	4:24.765(8)	10:28.078(8) 6:03.313	16:02.441(8) 5:34.363	19:38.749 3:36.308	5.00%	0:56.116	19:38.749	
9th	23		Grand Valley 'A' Mulder, E.	4:32.212(9)	10:37.126(9) 6:04.914	16:07.052(9) 5:29.926	19:38.971 3:31.919	5.02%	0:56.338	19:38.971	
10th	19		Bates College 'A' O'Connell, K.	4:24.160(10)	10:29.372(10) 6:05.212	16:05.455(10) 5:36.083	19:39.986 3:34.531	5.11%	0:57.353	19:39.986	
11th	35		Michigan State Crew Club 'A' Van Ee, E.	4:35.712(11)	10:42.669(11) 6:06.957	16:12.682(11) 5:30.013	19:54.803 3:42.121	6.43%	1:12.170	19:54.803	
12th	5		Texas 'A' Giles, R.	4:35.200(12)	10:43.914(12) 6:08.714	16:11.681(12) 5:27.767	19:55.099 3:38.418	6.46%	1:12.466	19:50.099	0:05.000
13th	30		UC Santa Barbara 'A' Koven, T.	4:30.664(13)	10:43.376(13) 6:12.712	16:19.605(13) 5:36.229	20:01.902 3:42.297	7.06%	1:19.269	20:01.902	
14th	12		Gordon College 'A' Nerger, E.	4:35.987(14)	10:47.493(14) 6:11.506	16:20.862(14) 5:33.369	20:02.590 3:41.728	7.12%	1:19.957	20:02.590	
15th	16		Chicago 'A' Harig, C.	4:30.268(15)	10:43.611(15) 6:13.343	16:23.248(15) 5:39.637	20:05.934 3:42.686	7.42%	1:23.301	20:05.934	
16th	13		University of Rochester Rowing 'A' Wilmarth, K.	4:31.587(16)	10:43.713(16) 6:12.126	16:22.888(16) 5:39.175	20:08.863 3:45.975	7.68%	1:26.230	20:08.863	
17th	38		University of Rochester Rowing 'B' Swartz, S.	4:35.999(17)	10:48.335(17) 6:12.336	16:29.072(17) 5:40.737	20:10.612 3:41.540	7.84%	1:27.979	20:10.612	
18th	21		Trinity 'A' Steele, M.	4:40.997(18)	10:55.442(18) 6:14.445	16:33.507(18) 5:38.065	20:10.843 3:37.336	7.86%	1:28.210	20:10.843	
19th	7		WashU 'A' Burakiewicz, A.	4:34.940(19)	10:48.806(19) 6:13.866	16:23.486(19) 5:34.680	20:11.157 3:47.671	7.89%	1:28.524	20:11.157	
20th	4		Clemson 'A' Kriese, L.	4:31.757(20)	10:43.499(20) 6:11.742	16:25.748(20) 5:42.249	20:11.700 3:45.952	7.93%	1:29.067	20:11.700	
21st	37		Middlebury 'A' Ewing, M.	4:36.572(21)	10:49.250(21) 6:12.678	16:32.091(21) 5:42.841	20:13.284 3:41.193	8.07%	1:30.651	20:13.284	

